


# TRU VISION 30Nm WIPER SYSTEMS

## Motor only




See pages 18  
For arms to suit  
ZD1530-P series



Spindle / Pivot shafts,  
Crank with link,  
And Bracket  
Ordered separately


Part No.	Voltage	Speeds	Dynamic Park	Nm (starting)	Degree
TV5200	24v	2 + park	Yes (5 wire)	35	65, 72, 80, 100
TV5100	12v				

## Spindle Idler



Part No.	Shaft	L1	L2
TV5401	12DIN	25mm	12mm
TV5402		32mm	20mm
TV5403		50mm	35mm
TV5404		75mm	60mm

## Spindle Drive




Part No.	Shaft	Ball	L1	Pivot cr
TV5301	12DIN	16mm	25mm	35, 42, 47, 53,
TV5302			32mm	
TV5303			50mm	
TV5304			75mm	

## Bracket



Part No.	Spindle cr-cr
TV5210	60mm

## Crank & link



Part No.	cr	Ball	Shaft
TV5220	28	16mm	M8-10 taper